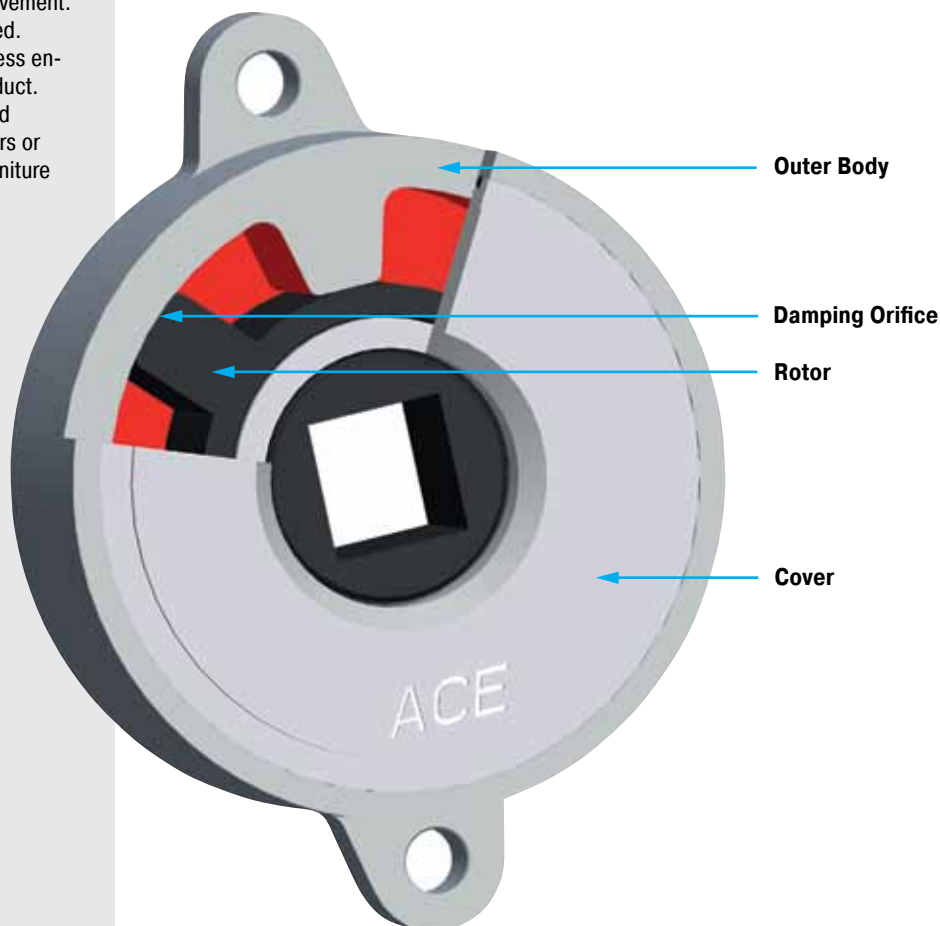


**ACE rotary dampers** are maintenance-free and ready to install. The damping direction of the rotary dampers with partial rotation angle can have clockwise or counter clockwise damping. The outer bodies are of plastic or die-cast zinc. Rotary dampers with partial rotation angle allow the controlled opening and closing of small hoods, covers or flaps. They can be fitted directly at the point of rotation, in order to produce a smooth and even movement. Sensitive components remain unstressed. The harmonious gentle movement process enhances the quality and value of the product. Particularly suitable for flaps, covers and covering hoods for such items as printers or photocopiers, toilet seat covers, the furniture industry etc.

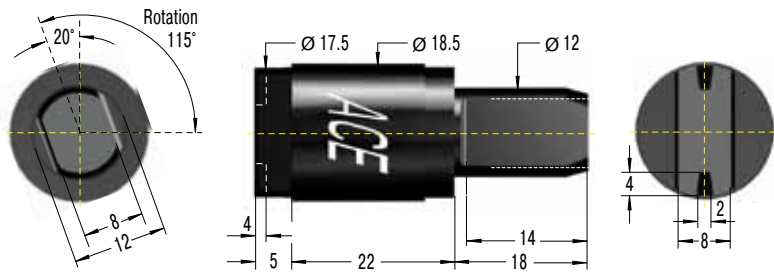


**Function:** In rotary dampers with partial rotation angle, the fluid is forced from one chamber into the other by the movement of a rotor. The damping moment is determined by the viscosity of the fluid and the dimensioning of the throttle gap or throttle orifices. During the relevant return movement, a certain reduced reverse rotation damping moment is created, depending on the size. The damping moments specified in the catalogue always refer to the maximum moment calculated from the application to which the dampers can be stressed.

**Note:** In general, ACE rotary dampers are tested for a service life of 50 000 cycles. Even after this time, the dampers still produce over approx. 80% of their original damping moment. The service life may be significantly higher or lower, depending on the application. Much higher service lives have however been achieved in practice.



### FYN-P1



#### Technical Data

**Weight:** 0.010 kg  
**Material:** Polycarbonate plastic  
**Max. rotation angle:** 115 °  
**Operating temperature range:** -5 °C to 50 °C

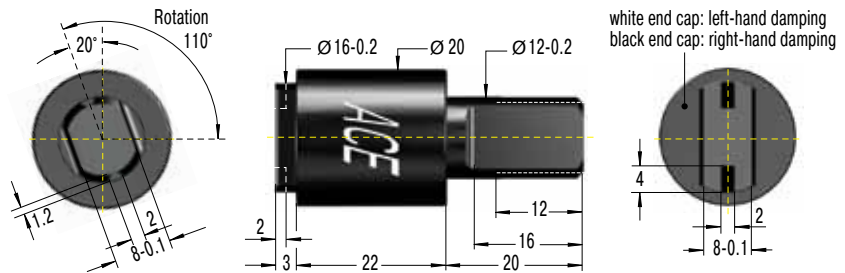

*"Coloured shaft for identification of the damping direction!"*



Do not use damper as final end stop. Fit external mechanical stops at each end of travel.

Right-Hand Damping (clockwise)	Left-Hand Damping (anti-clockwise)	Damping Torque <b>Ncm</b>	Return Damping Torque <b>Ncm</b>
FYN-P1-R103	FYN-P1-L103	100	30
FYN-P1-R153	FYN-P1-L153	150	50
FYN-P1-R183	FYN-P1-L183	180	80

### FYN-N1



#### Technical Data

**Weight:** 0.012 kg  
**Material:** Polycarbonate plastic  
**Max. rotation angle:** 110 °  
**Operating temperature range:** -5 °C to 50 °C

*"Coloured end cap for identification of the damping direction!"*



Do not use damper as final end stop. Fit external mechanical stops at each end of travel.

Right-Hand Damping (clockwise)	Left-Hand Damping (anti-clockwise)	Damping Torque <b>Ncm</b>	Return Damping Torque <b>Ncm</b>
FYN-N1-R103	FYN-N1-L103	100	20
FYN-N1-R203	FYN-N1-L203	200	40
FYN-N1-R253	FYN-N1-L253	250	40
FYN-N1-R303	FYN-N1-L303	300	80