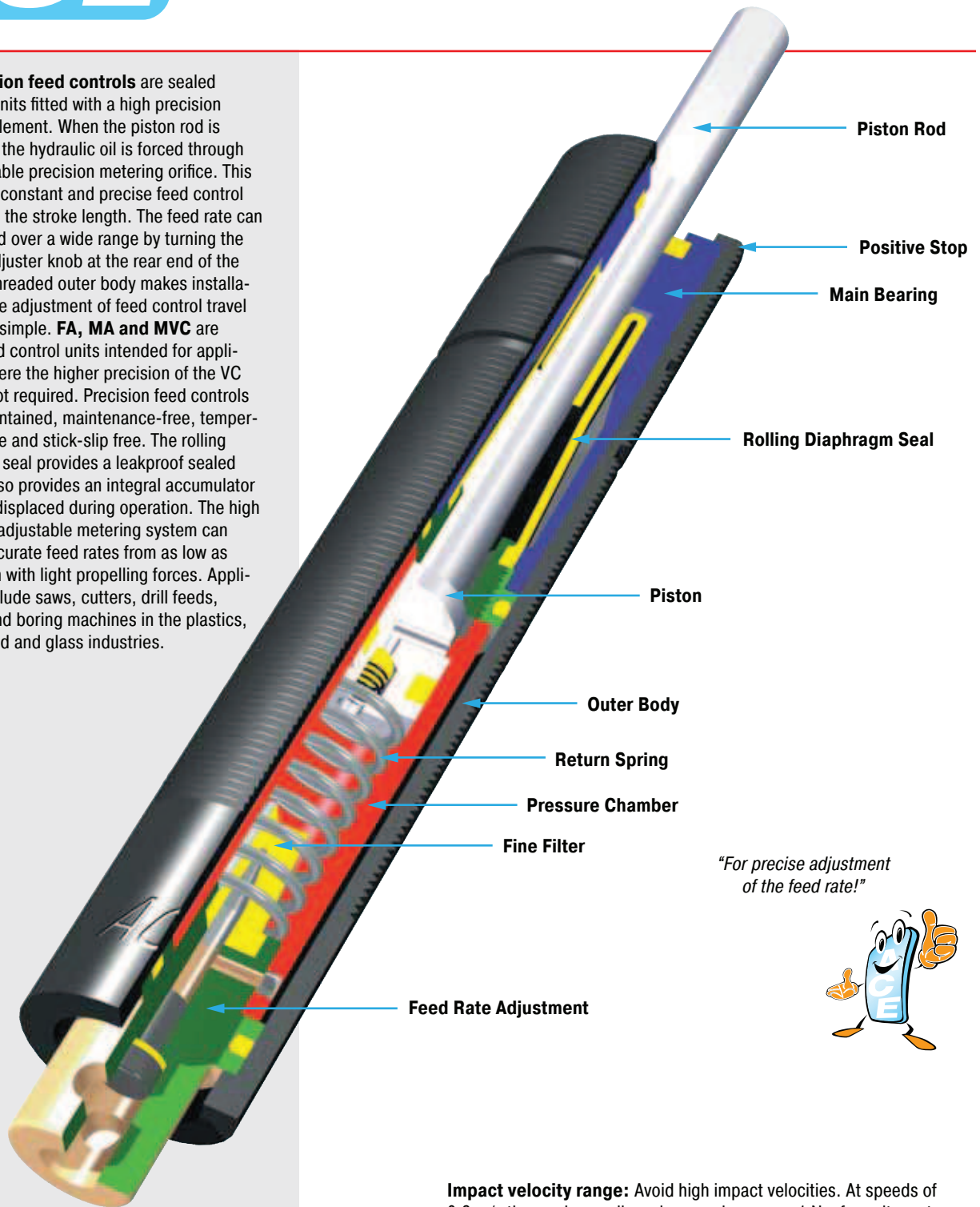


VC precision feed controls are sealed hydraulic units fitted with a high precision metering element. When the piston rod is depressed the hydraulic oil is forced through the adjustable precision metering orifice. This provides a constant and precise feed control throughout the stroke length. The feed rate can be adjusted over a wide range by turning the external adjuster knob at the rear end of the unit. The threaded outer body makes installation and the adjustment of feed control travel limits very simple. **FA, MA and MVC** are similar feed control units intended for applications where the higher precision of the VC series is not required. Precision feed controls are self-contained, maintenance-free, temperature stable and stick-slip free. The rolling diaphragm seal provides a leakproof sealed unit and also provides an integral accumulator for the oil displaced during operation. The high precision, adjustable metering system can provide accurate feed rates from as low as 12 mm/min with light propelling forces. Applications include saws, cutters, drill feeds, grinding and boring machines in the plastics, metal, wood and glass industries.



"For precise adjustment of the feed rate!"



Impact velocity range: Avoid high impact velocities. At speeds of 0.3 m/s the maximum allowed energy is approx. 1 Nm for units up to 55 mm stroke and approx. 2 Nm for units 74 mm to 125 mm stroke. Where higher energies occur use a shock absorber for the initial impact.

Material: Body heavy duty steel tube with black oxide. Piston rod with hard chrome plating.

Nylon button PP600 can be fitted onto piston rod. Unit may be mounted in any position.

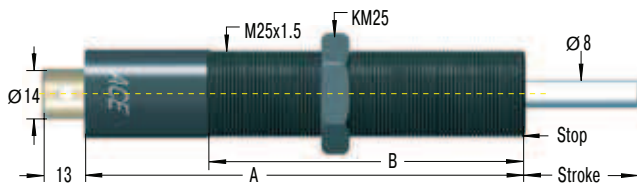
When mounting: Take care not to damage the adjuster knob.

Operating temperature range: 0 °C to 60 °C

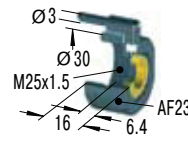
Only VC2515 to VC2555: Do not rotate piston rod, if excessive rotation force is applied rolling seal may rupture. In contact with petroleum base oils or cutting fluids specify optional neoprene rolling seal or install air bleed adaptor type SP.



VC25



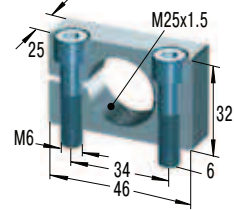
SP25



Air Bleed Collar

for VC2515FT to VC2555FT
reduction of the stroke 6.4 mm

MB25



Clamp Mount

Accessories, mounting, installation ... see pages 38 to 41.

Capacity Chart

| Type Part Number | Stroke mm | A | B | Min. Propelling Force N | Max. Propelling Force N | Min. Return Force N | Max. Return Force N | Rod Reset Time s | Max. Side Load Angle ° | Weight kg |
|---------------------|--------------|-------|-----|-------------------------------|-------------------------------|---------------------------|---------------------------|------------------------|------------------------------|--------------|
| VC2515EUFT | 15 | 128 | 80 | 30 | 3 500 | 5 | 10 | 0.2 | 3 | 0.35 |
| VC2530EUFT | 30 | 161 | 110 | 30 | 3 500 | 5 | 15 | 0.4 | 2 | 0.45 |
| VC2555EUFT | 55 | 209 | 130 | 35 | 3 500 | 5 | 20 | 1.2 | 2 | 0.6 |
| VC2575EUFT | 75 | 283 | 150 | 50 | 3 500 | 10 | 30 | 1.7 | 2 | 0.681 |
| VC25100EUFT | 100 | 308 | 150 | 60 | 3 500 | 10 | 35 | 2.3 | 1 | 0.794 |
| VC25125EUFT | 125 | 333.5 | 150 | 70 | 3 500 | 10 | 40 | 2.8 | 1 | 0.908 |

Suffix "FT" signifies a M25x1.5 threaded body.

Suffix "F" signifies a plain body 23.8 mm dia. (without thread) also available, with optional clamp type mounting block.

Technical Data

Outer body: Plain body 23.8 mm dia. (without thread) is also available.

Feed rate range: Min. 0.013 m/min with 400 N propelling force, max. 38 m/min with 3500 N propelling force.

Mounting Examples



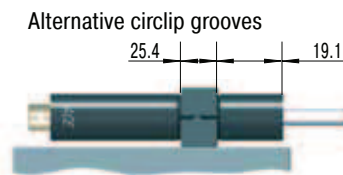
Mounting with clamp mount MB25



Installed with air bleed collar SP25



Installed with switch stop collar inc. proximity switch and steel button AS25 plus PS25



Alternative circlip grooves

Bulkhead mounting for VC25...F with mounting block KB... (23.8 mm plain body option)

Operating Range VC

