

# PROJECTION WELD NUT M8

AIR-COOLED

Item number example for a complete electrode



for sheet hole diameter > 9.9 mm



Change electrode SW 24 > 1111-ZK-10118



Centring pin long, Cerazur > 8228-ZK-10067



Spring for BE up to 40 mm > 1112-ZK-12206



Base electrode standard  $\varnothing$  24, 40 mm length > 1111-ZK-10512

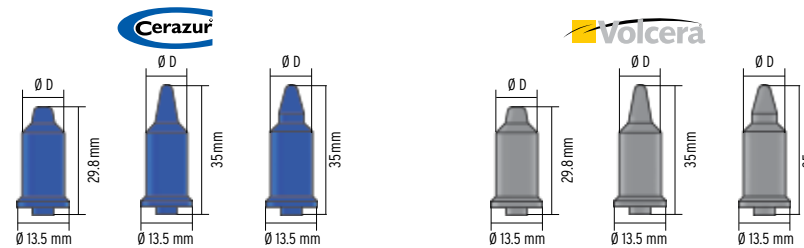


O-ring > 1123-ZK-16435

## Change electrodes

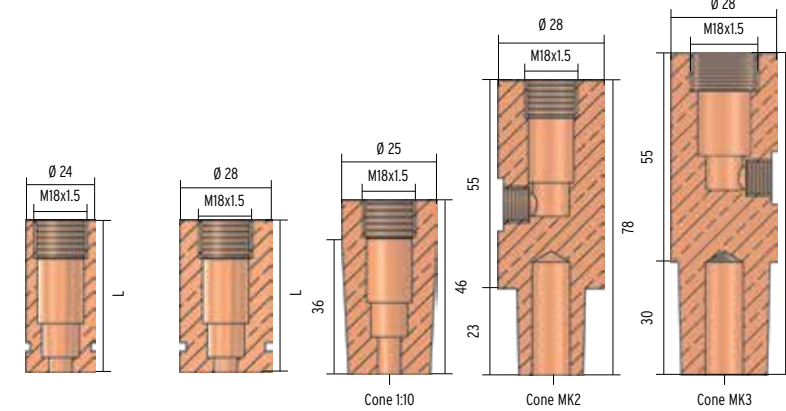
Item No.	SW 24		SW 30		Item No.	SW 24		SW 30		Item No.	SW 24		SW 30	
	1111-ZK-	1111-ZK-	1111-ZK-	1111-ZK-		1111-ZK-	1111-ZK-	1111-ZK-	1111-ZK-		1111-ZK-	1111-ZK-	1111-ZK-	1111-ZK-
8.5	10104	10135	9.6	10115	10146	10.7	10126	10157						
8.6	10105	10136	9.7	10116	10147	10.8	10127	10158						
8.7	10106	10137	9.8	10117	10148	10.9	10128	10159						
8.8	10107	10138	9.9	10118	10149	11.0	10129	10160						
8.9	10108	10139	10.0	10119	10150	11.1	10130	10161						
9.0	10109	10140	10.1	10120	10151	11.2	10131	10162						
9.1	10110	10141	10.2	10121	10152	11.3	10132	10163						
9.2	10111	10142	10.3	10122	10153	11.4	10133	10164						
9.3	10112	10143	10.4	10123	10154	11.5	10134	10165						
9.4	10113	10144	10.5	10124	10155	-	-	-						
9.5	10114	10145	10.6	10125	10156	-	-	-						

## Centring pins

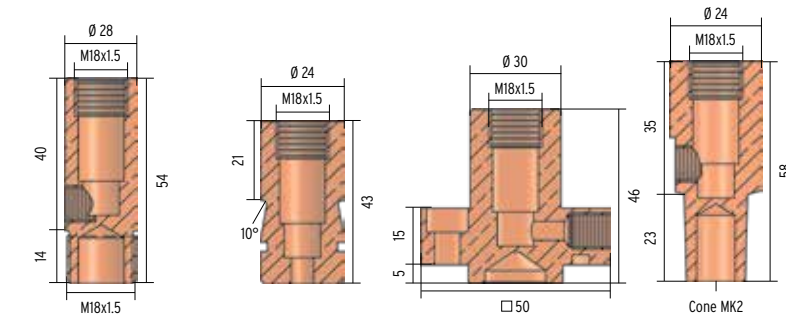


Item No.	Short			Long			With collar			
	8228-ZK-	8228-ZK-	8228-ZK-	8440-ZK-	8440-ZK-	8440-ZK-	8440-ZK-	8440-ZK-	8440-ZK-	
8.5	11053	10053	10353	8.5	11053	10053	10353			
8.6	11054	10054	10354	8.6	11054	10054	10354			
8.7	11055	10055	10355	8.7	11055	10055	10355			
8.8	11056	10056	10356	8.8	11056	10056	10356			
8.9	11057	10057	10357	8.9	11057	10057	10357			
9.0	11058	10058	10358	9.0	11058	10058	10358			
9.1	11059	10059	10359	9.1	11059	10059	10359			
9.2	11060	10060	10360	9.2	11060	10060	10360			
9.3	11061	10061	10361	9.3	11061	10061	10361			
9.4	11062	10062	10362	9.4	11062	10062	10362			
9.5	11063	10063	10363	9.5	11063	10063	10363			
9.6	11064	10064	10364	9.6	11064	10064	10364			
9.7	11065	10065	10365	9.7	11065	10065	10365			
9.8	11066	10066	10366	9.8	11066	10066	10366			
9.9	11067	10067	10367	9.9	11067	10067	10367			
10.0	11068	10068	10368	10.0	11068	10068	10368			
10.1	11069	10069	10369	10.1	11069	10069	10369			
10.2	11070	10070	10370	10.2	11070	10070	10370			
10.3	11071	10071	10371	10.3	11071	10071	10371			
10.4	11072	10072	10372	10.4	11072	10072	10372			
10.5	11073	10073	10373	10.5	11073	10073	10373			
10.6	11074	10074	10374	10.6	11074	10074	10374			
10.7	11075	10075	10375	10.7	11075	10075	10375			
10.8	11076	10076	10376	10.8	11076	10076	10376			
10.9	11077	10077	10377	10.9	11077	10077	10377			
11.0	11078	10078	10378	11.0	11078	10078	10378			

# BASE ELECTRODES



Length (L in mm)	Standard $\varnothing$ 24		Standard $\varnothing$ 28		Cone 1:10	Cone MK2	Cone MK3
	Item No.	1111-ZK-	1111-ZK-	1111-ZK-	1111-ZK-	1111-ZK-	1111-ZK-
40	10512	10515	-	-	-	-	-
50	10513	10516	-	-	-	-	-
60	10514	10517	-	-	-	-	-
	-	-	10582	10542	10543		



Item No.	Thread M18x1.5	S-type	R-type	T-type
	1111-ZK-	1111-ZK-	1111-ZK-	1111-ZK-
	10562	10682	10616	10642

## Accessories for base electrodes

### Springs

For base electrodes from 40 mm

Length	Spring M8	
	Item No.	1112-ZK-
40 mm		12206

### O-rings

Item No.	O-rings M8	
	1123-ZK-	
24		16435
28		16436
S-type		16435

### Compressed air connector

Item No.	Compressed air connector 1/8-6	
	1116-ZK-	
		12353