

Busbar systems (100/185/150 mm)



NH slimline fuse-switch disconnecter Page 246/248 NH fuse-switch disconnecter Page 238 Accessories Page 289

Material:
Busbar supports, inserts

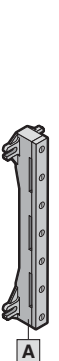
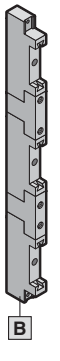


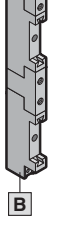

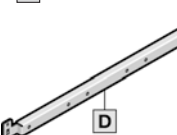
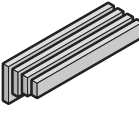
- Fibreglass-reinforced, thermo-plastic polyester (PBT)
- Fire protection corresponding to UL 94-V0

Colour:
- RAL 7035

- Note:**
- The base component of the busbar support 3052.000 may also be used as a single-pole support

Technical details:
Available on the Internet

Busbar systems up to 1250 A (100 mm), 1600 A (185 mm), 2500 A (150 mm), 3000 A (150 mm)

Busbar support, 3-pole		Packs of	Model No.				Page	
			A 1250 A	B 1600 A	C 2500 A	C 3000 A		
  			22 x 320 x 70	24 x 515 x 51	30 x 420 x 160	30 x 420 x 170		
Width x height x depth mm			22 x 320 x 70	24 x 515 x 51	30 x 420 x 160	30 x 420 x 170		
Max. bar accommodation mm			60 x 10	80 x 10	2 x 80 x 10	2 x 100 x 10		
Inserts for								
a) Cross-section reduction to mm			30 x 10 to 50 x 10	50/60 x 10	-	-		
b) Reducing the bar width in 10 mm increments			-	-	■	■		
Bar centre distance mm			100	185	150	150		
Packs of			4 pc(s).	2 pc(s).	2 pc(s).	2 pc(s).		
			3073.000	3052.000	3055.000	3057.000		
Accessories								
  		30 x 10 mm	24 pc(s).	3074.000	-	-	-	
		40 x 10 mm	24 pc(s).	3075.000	-	-	-	
		50 x 10 mm	24 pc(s).	3076.000	3074.000	-	-	
		60 x 10 mm	24 pc(s).	-	3075.000	-	-	
Spacing element for reducing the bar width in 10 mm increments			12 pc(s).	-	-	3056.000	3056.000	
 D System attachment for rear section Material: Sheet steel Surface finish: Zinc-plated Supply includes: Assembly parts			2 pc(s).	-	9674.100	-	-	
Busbars E-Cu¹⁾ to DIN EN 13 601, length 2400 mm								
								
Dimensions mm								
30 x 10			3 pc(s).	3586.005	-	-	-	252
40 x 10			3 pc(s).	3587.000	-	-	-	
50 x 10			2 pc(s).	3588.005	3588.005	-	-	
60 x 10			2 pc(s).	3589.005	3589.005	3589.005	3589.005	
80 x 10			1 pc(s).	-	3590.005	3590.005	3590.005	
100 x 10			1 pc(s).	-	-	-	3590.015	
Accessories								
Baying bracket E-Cu for		30 x 10 mm	4 pc(s).	9661.350	-	-	-	649
		40 x 10 mm	4 pc(s).	9661.050	-	-	-	
		80 x 10 mm	4 pc(s).	-	9661.150	-	-	
Longitudinal connector for 2 x bar width x 10 mm			1 pc(s).	-	-	9676.621 ²⁾	9676.621 ²⁾	272

¹⁾ For other busbar lengths, see page 648 ²⁾ The required screw must be ordered separately according to the bar width, see page 273